







3D VIEWER SETTINGS


-  3D rotation *
-  Zoom in/out
-  Click to set the volume rotation center
-  **Alt** +  or  3D Pan




RealGUIDE™
UNIVERSAL OPEN SYSTEM

* by default; customize it into project Settings/General switching off the "Use Left Mouse [...]" button









** by default; customize it into project Settings/Shortcut

 It is also possible to use ONLY the function keys (F1, F2, F3) on the Mac-OS system by enabling them. Select the Apple menu > System > Preferences > Select "Keyboard" > Click on "Keyboard" > Enable "Use F1, F2, etc... as standard function keys"

GENERAL SHORTCUTS

- Modellation tool size  + **Shift**
- Modellation tool strength  + **Ctrl** / **Cmd**
- Selection area with the brush 
- Deselection area with the brush  + **Shift**
- Undo **Z** + **Ctrl** / **Cmd**
- Redo **Y** + **Ctrl** / **Cmd**

CAD ONLY

- Change the contact scale 
- Hide the clicked 3D object **  + **F1** / **fn** + **F1**
- Change the clicked 3D object transparency **  + **F2** / **fn** + **F2**
- Show the last hidden object **  + **F3** / **fn** + **F3**
- Rotate tooth  + **Ctrl** / **Cmd**
- Scale tooth  + **Shift**
- Stretch tooth  + **Shift** + **Ctrl** / **Cmd**
- Multiple selection teeth on dentogram  + **Shift**

